

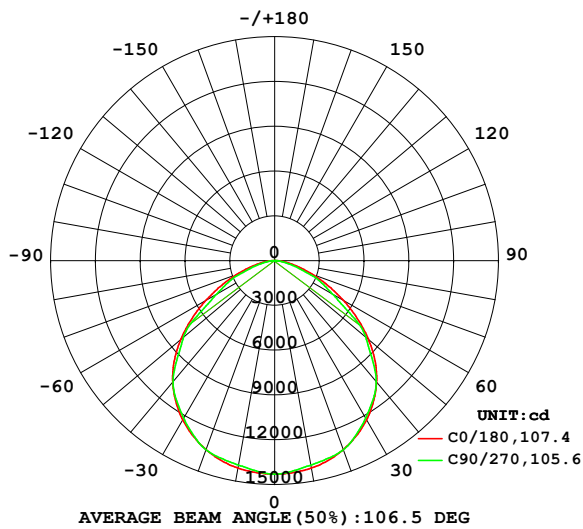
EVERFINE GONIOPHOTOMETERS SYSTEM TEST REPORT

LUMINAIRE PHOTOMETRIC TEST REPORT

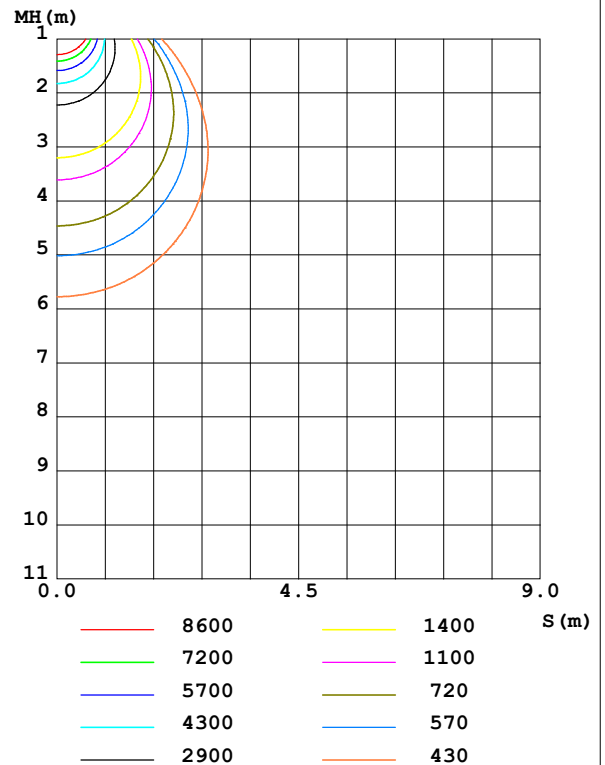
Test:U:229.9V I:0.894A P:202.7W PF:0.987 Freq:50.01Hz UTHDi:0.00% ITHDi:0.00% KDisp:0 Lamp Flux:37036.3x1 lm		
NAME: LHB09-200H-5070-L00404	TYPE:	WEIGHT:
SPEC.:	DIM.:	SERIAL No.:
MFR.:	SUR.:	Shielding Angle:

DATA OF LAMP		PHOTOMETRIC DATA Eff: 182.70 lm/W			
MODEL	/	I _{max} (cd)	14301	S/MH(C0/180)	1.28
NOMINAL POWER(W)	/	LOR(%)	100.0	S/MH(C90/270)	1.27
RATED VOLTAGE(V)	/	TOTAL FLUX(lm)	37036	η UP,DN(C0-180)	0.0,50.0
NOMINAL FLUX(lm)	37036.3	CIE CLASS	DIRECT	η UP,DN(C180-360)	0.0,50.0
LAMPS INSIDE	1	η up (%)	0.0	CIBSE SHR NOM	1.25
TEST VOLTAGE(V)	/	η down (%)	100.0	CIBSE SHR MAX	1.35

LUMINOUS INTENSITY DISTRIBUTION DIAGRAM



C0 PLANE ISOLUX DIAGRAM (UNIT:lx)



C Range: 0 - 360DEG
C Interval: 15.0DEG
Test Speed: HIGH
Temperature:25.3℃
Operators:LYJ
Test Date:2022-08-17

γ Range: 0 - 90DEG
γ Interval: 0.5DEG
Test System:EVERFINE GO-R5000_V2 SYSTEM V2.00.446
Humidity:65.0%
Test Distance:26.000m [K=0.4548]
Remarks:

EVERFINE GONIOPHOTOMETERS SYSTEM TEST REPORT

ZONAL FLUX DIAGRAM

ZONAL FLUX DIAGRAM:

γ	C0	C45	C90	C135	C180	C225	C270	C315	γ	Φ zone	Φ total	%lum, lamp
10	1411	1395	1391	1395	1411	1395	1391	1395	0- 10	1348	1348	3.64,3.64
20	1346	1336	1347	1336	1346	1336	1347	1336	10- 20	3879	5227	14.1,14.1
30	1233	1236	1220	1236	1233	1236	1220	1236	20- 30	5949	11176	30.2,30.2
40	1063	1046	1060	1046	1063	1046	1060	1046	30- 40	7174	18350	49.5,49.5
50	819.9	806.1	797.8	806.1	819.9	806.1	797.8	806.1	40- 50	7218	25568	69,69
60	534.1	530.2	447.3	530.2	534.1	530.2	447.3	530.2	50- 60	5848	31416	84.8,84.8
70	267.9	241.8	215.1	241.8	267.9	241.8	215.1	241.8	60- 70	3647	35063	94.7,94.7
80	92.32	78.88	61.88	78.88	92.32	78.88	61.88	78.88	70- 80	1632	36695	99.1,99.1
90	0.7621	0.9711	2.208	0.9711	0.7621	0.9711	2.208	0.9711	80- 90	341.1	37036	100,100
100									90-100			
110									100-110			
120									110-120			
130									120-130			
140									130-140			
150									140-150			
160									150-160			
170									160-170			
180									170-180			
DEG	LUMINOUS INTENSITY:X10cd									UNIT:lm		

Conical surface Flux(90deg): 22049 lm

%lum = 59.5%

%lamp = 59.5%

Conical surface Flux(120deg): 31416 lm

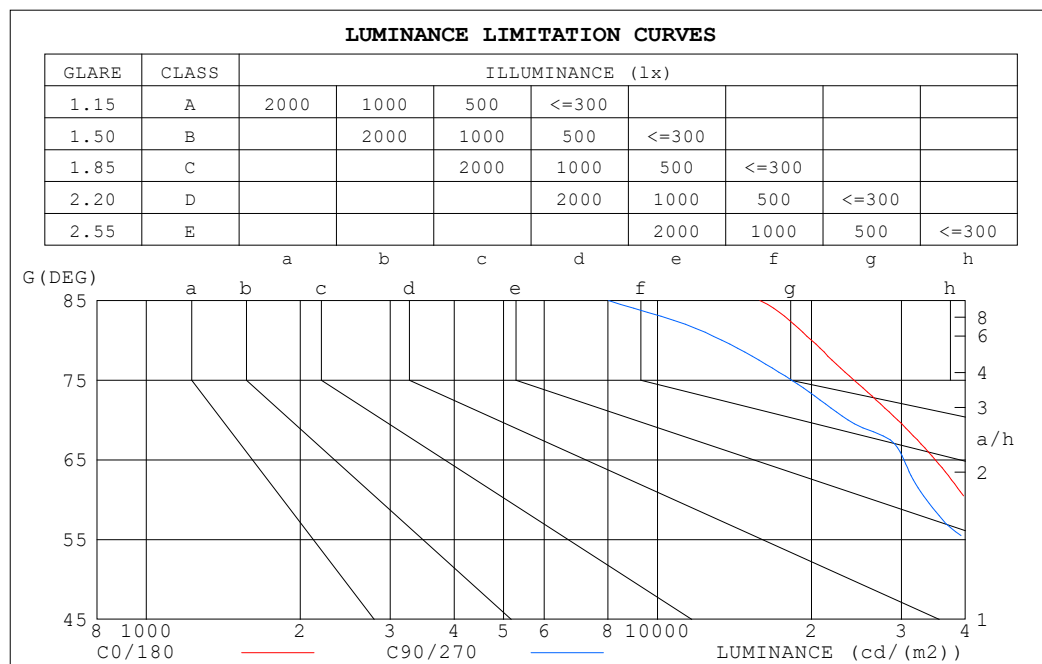
%lum = 84.8%

%lamp = 84.8%

C Range: 0 - 360DEG
C Interval: 15.0DEG
Test Speed: HIGH
Temperature:25.3℃
Operators:LYJ
Test Date:2022-08-17

γ Range: 0 - 90DEG
 γ Interval: 0.5DEG
Test System:EVERFINE GO-R5000_V2 SYSTEM V2.00.446
Humidity:65.0%
Test Distance:26.000m [K=0.4548]
Remarks:

LUMINANCE LIMITATION CURVES



LUMINANCE cd/(m2)		
G (DEG)	C0/180	C90/270
85	15869	8015
80	20006	13364
75	24233	18305
70	29476	23584
65	34945	30349
60	40198	33548
55	44394	40229
50	47996	46547
45	50653	48953

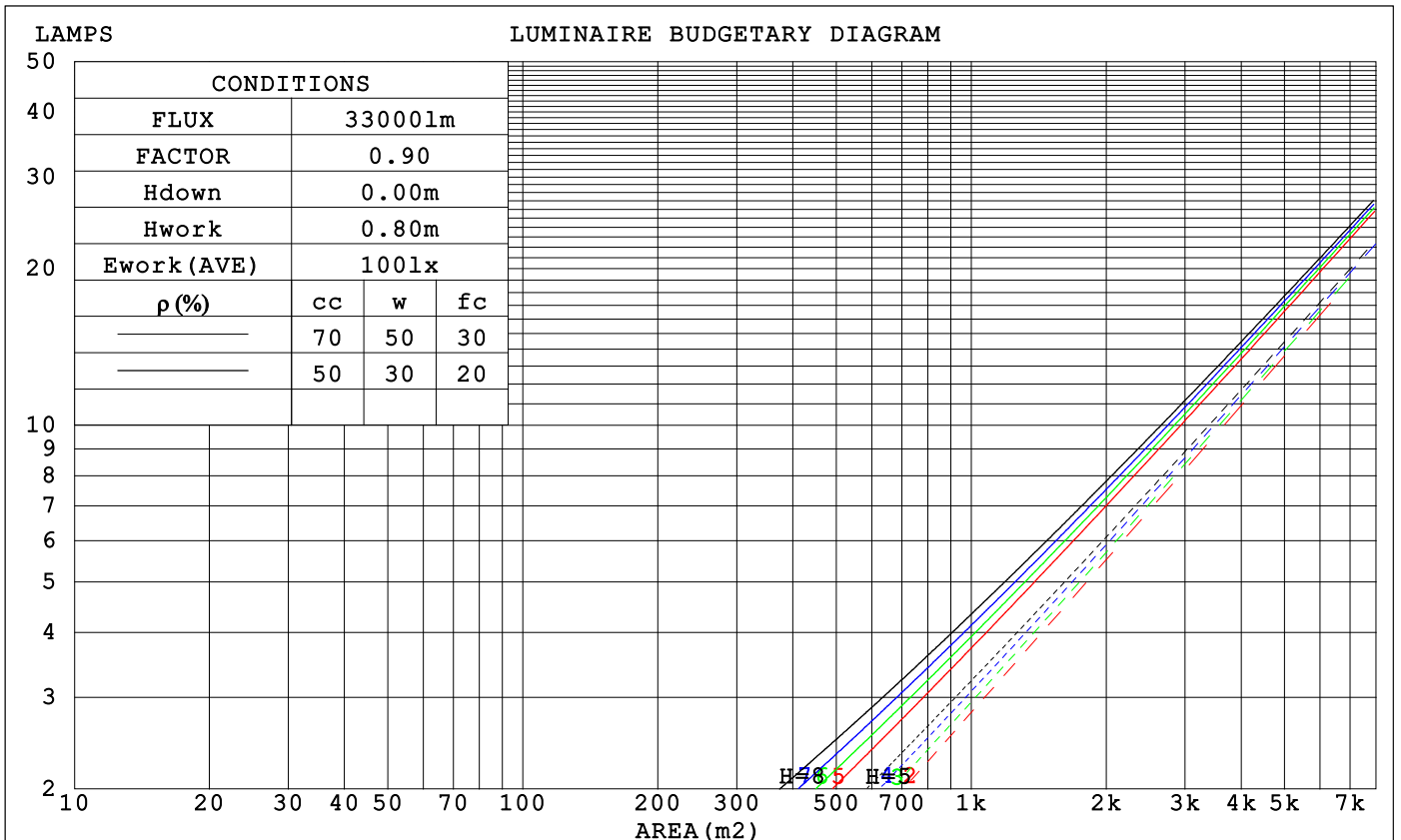
C Range: 0 - 360DEG
C Interval: 15.0DEG
Test Speed: HIGH
Temperature: 25.3°C
Operators: LYJ
Test Date: 2022-08-17

γ Range: 0 - 90DEG
 γ Interval: 0.5DEG
Test System: EVERFINE GO-R5000_V2 SYSTEM V2.00.446
Humidity: 65.0%
Test Distance: 26.000m [K=0.4548]
Remarks:

EVERFINE GONIOPHOTOMETERS SYSTEM TEST REPORT

CU AND LUMINAIRE BUDGETARY ESTIMATE DIAGRAM

pcc	80%			70%			50%			30%			10%			0
pw	50%	30%	10%	50%	30%	10%	50%	30%	10%	50%	30%	10%	50%	30%	10%	0
pfc	20%			20%			20%			20%			20%			0
RCR	RCR:Room Cavity Ratio			Coefficients of Utilization (CU)												
0.0	1.19	1.19	1.19	1.16	1.16	1.16	1.11	1.11	1.11	1.06	1.06	1.06	1.02	1.02	1.02	1.00
1.0	1.05	1.02	.98	1.03	.90	.96	.99	.96	.93	.95	.93	.91	.92	.90	.88	.86
2.0	.93	.87	.81	.91	.85	.80	.87	.83	.78	.84	.80	.77	.81	.78	.75	.73
3.0	.82	.74	.68	.81	.73	.68	.78	.72	.67	.75	.70	.65	.72	.68	.64	.62
4.0	.73	.65	.58	.72	.64	.58	.69	.63	.57	.67	.61	.56	.65	.60	.56	.54
5.0	.66	.57	.51	.64	.56	.50	.62	.55	.50	.60	.54	.49	.59	.53	.49	.47
6.0	.59	.51	.44	.58	.50	.44	.56	.49	.44	.55	.48	.43	.53	.47	.43	.41
7.0	.54	.45	.39	.53	.45	.39	.51	.44	.39	.50	.43	.39	.49	.43	.38	.36
8.0	.49	.41	.35	.48	.40	.35	.47	.40	.35	.46	.39	.35	.45	.39	.34	.32
9.0	.45	.37	.32	.44	.37	.32	.43	.36	.31	.42	.36	.31	.41	.35	.31	.29
10.0	.42	.34	.29	.41	.34	.29	.40	.33	.28	.39	.33	.28	.38	.32	.28	.27



C Range: 0 - 360DEG
C Interval: 15.0DEG
Test Speed: HIGH
Temperature:25.3℃
Operators:LYJ
Test Date:2022-08-17

γ Range: 0 - 90DEG
γ Interval: 0.5DEG
Test System:EVERFINE GO-R5000_V2 SYSTEM V2.00.446
Humidity:65.0%
Test Distance:26.000m [K=0.4548]
Remarks:

EVERFINE GONIOPHOTOMETERS SYSTEM TEST REPORT

WEC AND CCEC

ρ_{cc}	80%			70%			50%			30%			10%			0
ρ_w	50%	30%	10%	50%	30%	10%	50%	30%	10%	50%	30%	10%	50%	30%	10%	0
ρ_{fc}	20%			20%			20%			20%			20%			0
RCR	RCR:Room Cavity Ratio						Wall Exitance Coefficients(WEC)									
0.0																
1.0	.279	.159	.050	.272	.155	.049	.259	.149	.048	.247	.143	.046	.236	.137	.044	
2.0	.269	.147	.045	.262	.145	.045	.251	.140	.043	.240	.135	.042	.231	.130	.041	
3.0	.252	.134	.040	.247	.132	.040	.237	.128	.039	.227	.125	.038	.219	.121	.037	
4.0	.235	.122	.036	.231	.121	.036	.222	.118	.035	.213	.115	.035	.206	.112	.034	
5.0	.219	.112	.032	.215	.111	.032	.207	.108	.032	.200	.105	.031	.193	.103	.031	
6.0	.205	.103	.029	.201	.102	.029	.194	.099	.029	.187	.097	.029	.181	.095	.028	
7.0	.192	.095	.027	.188	.094	.027	.182	.092	.027	.176	.090	.026	.171	.089	.026	
8.0	.180	.088	.025	.177	.087	.025	.171	.086	.024	.166	.084	.024	.161	.083	.024	
9.0	.169	.082	.023	.167	.081	.023	.161	.080	.023	.157	.079	.022	.152	.077	.022	
10.0	.160	.077	.021	.157	.076	.021	.153	.075	.021	.148	.074	.021	.144	.072	.021	

ρ_{cc}	80%			70%			50%			30%			10%			0
ρ_w	50%	30%	10%	50%	30%	10%	50%	30%	10%	50%	30%	10%	50%	30%	10%	0
ρ_{fc}	20%			20%			20%			20%			20%			0
RCR	RCR:Room Cavity Ratio						Ceiling Cavity Exitance Coefficients(CCEC)									
0.0	.190	.190	.190	.163	.163	.163	.111	.111	.111	.064	.064	.064	.020	.020	.020	
1.0	.178	.156	.137	.152	.134	.118	.104	.092	.081	.060	.053	.047	.019	.017	.015	
2.0	.169	.132	.101	.145	.114	.087	.099	.079	.061	.057	.046	.036	.018	.015	.012	
3.0	.161	.114	.077	.138	.098	.067	.095	.068	.047	.055	.040	.028	.018	.013	.009	
4.0	.153	.101	.060	.132	.087	.052	.091	.061	.037	.052	.036	.022	.017	.012	.007	
5.0	.146	.090	.049	.126	.078	.042	.086	.054	.030	.050	.032	.018	.016	.010	.006	
6.0	.139	.082	.040	.120	.071	.035	.083	.050	.025	.048	.029	.015	.015	.010	.005	
7.0	.133	.075	.034	.114	.065	.030	.079	.045	.021	.046	.027	.013	.015	.009	.004	
8.0	.127	.069	.029	.109	.060	.026	.075	.042	.018	.044	.025	.011	.014	.008	.004	
9.0	.121	.064	.026	.104	.056	.022	.072	.039	.016	.042	.023	.010	.014	.008	.003	
10.0	.115	.060	.023	.099	.052	.020	.069	.037	.014	.040	.022	.008	.013	.007	.003	

C Range: 0 - 360DEG
 C Interval: 15.0DEG
 Test Speed: HIGH
 Temperature:25.3℃
 Operators:LYJ
 Test Date:2022-08-17

γ Range: 0 - 90DEG
 γ Interval: 0.5DEG
 Test System:EVERFINE GO-R5000_V2 SYSTEM V2.00.446
 Humidity:65.0%
 Test Distance:26.000m [K=0.4548]
 Remarks:

EVERFINE GONIOPHOTOMETERS SYSTEM TEST REPORT

UGR(Unified Glare Rating) Table

ceiling/cavity		0.7	0.7	0.5	0.5	0.3	0.7	0.7	0.5	0.5	0.3
walls		0.5	0.3	0.5	0.3	0.3	0.5	0.3	0.5	0.3	0.3
working plane		0.2	0.2	0.2	0.2	0.2	0.2	0.2	0.2	0.2	0.2
Room dimensions		Viewed crosswise					Viewed endwise				
x = 2H y = 2H	2H	25.2	26.7	25.5	27.1	27.4	24.4	25.9	24.7	26.2	26.6
	3H	26.4	27.8	26.8	28.2	28.5	25.6	27.0	26.0	27.3	27.7
	4H	26.9	28.2	27.3	28.5	28.9	25.9	27.2	26.3	27.5	27.9
	6H	27.1	28.3	27.5	28.7	29.1	26.0	27.2	26.4	27.6	28.0
	8H	27.2	28.4	27.6	28.8	29.2	26.0	27.2	26.5	27.6	28.0
	12H	27.2	28.4	27.7	28.7	29.2	26.0	27.2	26.5	27.5	28.0
	4H	2H	25.5	26.9	25.9	27.2	27.6	24.9	26.2	25.3	26.5
	3H	27.0	28.1	27.4	28.5	28.9	26.3	27.4	26.7	27.8	28.2
	4H	27.5	28.5	28.0	28.9	29.4	26.7	27.6	27.1	28.1	28.5
	6H	27.9	28.8	28.4	29.2	29.7	26.9	27.7	27.3	28.2	28.6
	8H	28.0	28.8	28.5	29.3	29.7	26.9	27.7	27.4	28.2	28.6
	12H	28.1	28.8	28.6	29.3	29.8	26.9	27.6	27.4	28.1	28.6
	8H	4H	27.7	28.5	28.1	28.9	29.4	26.9	27.7	27.3	28.1
	6H	28.1	28.8	28.6	29.3	29.8	27.1	27.8	27.6	28.3	28.8
	8H	28.3	28.9	28.8	29.4	29.9	27.2	27.8	27.7	28.3	28.8
	12H	28.4	28.9	28.9	29.4	30.0	27.2	27.8	27.7	28.2	28.8
	12H	4H	27.7	28.4	28.1	28.9	29.3	26.9	27.6	27.4	28.1
	6H	28.1	28.7	28.7	29.2	29.7	27.2	27.8	27.7	28.2	28.8
	8H	28.3	28.8	28.8	29.3	29.9	27.3	27.8	27.8	28.3	28.8
CIE190: 2010											

CIE190: 2010
Area: 0.26645 m2

C Range: 0 - 360DEG
C Interval: 15.0DEG
Test Speed: HIGH
Temperature:25.3℃
Operators:LYJ
Test Date:2022-08-17

γ Range: 0 - 90DEG
γ Interval: 0.5DEG
Test System:EVERFINE GO-R5000_V2 SYSTEM V2.00.446
Humidity:65.0%
Test Distance:26.000m [K=0.4548]
Remarks:

EVERFINE GONIOPHOTOMETERS SYSTEM TEST REPORT

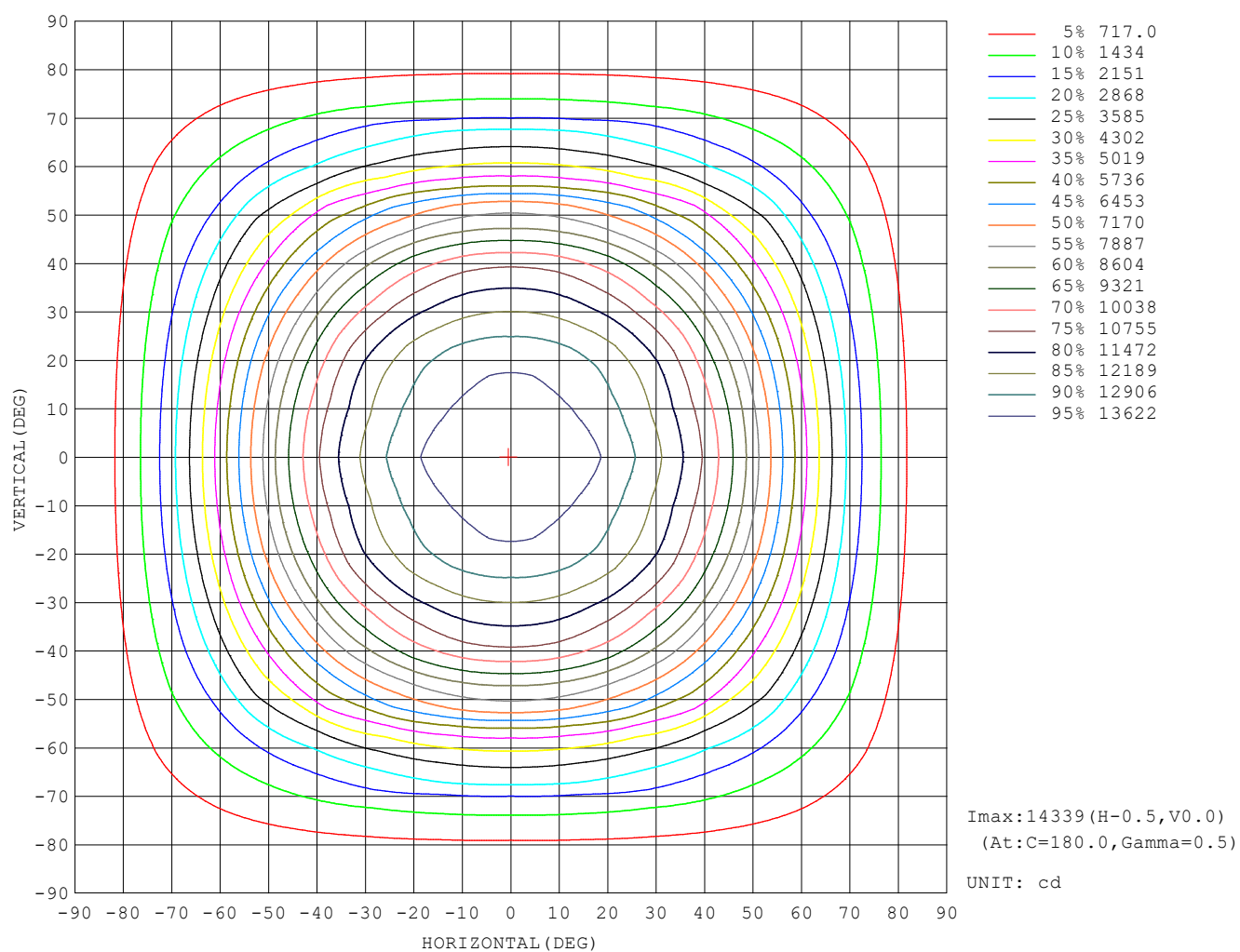
UTILIZATION FACTORS TABLE

REFLECTANCE										
Ceiling	0.8	0.8	0.8	0.7	0.7	0.7	0.5	0.5	0.5	0
Walls	0.7	0.5	0.3	0.7	0.5	0.3	0.7	0.5	0.3	0
Working plane	0.2	0.2	0.2	0.2	0.2	0.2	0.2	0.2	0.2	0
ROOM INDEX	UTILIZATION FACTORS (PERCENT) $k(RI) \times RCR = 5$									
$k = 0.60$	60	49	42	59	49	42	58	48	42	36
0.80	70	59	52	69	59	52	68	58	52	45
1.00	79	69	62	78	68	61	76	69	61	54
1.25	86	76	70	85	76	69	82	74	68	62
1.50	91	82	75	89	81	75	86	79	74	67
2.00	97	90	84	96	88	83	92	86	81	74
2.50	101	94	88	99	92	87	95	90	86	78
3.00	104	98	93	102	96	92	98	93	90	81
4.00	108	102	98	105	101	97	101	97	94	86
5.00	110	105	102	107	103	100	103	100	97	88
ROOM INDEX	UF (total)									Direct
According to DIN EN 13032-2 2004			Suspended					SHRNOM = 1.25		

C Range: 0 - 360DEG
 C Interval: 15.0DEG
 Test Speed: HIGH
 Temperature: 25.3°C
 Operators: LYJ
 Test Date: 2022-08-17

γ Range: 0 - 90DEG
 γ Interval: 0.5DEG
 Test System: EVERFINE GO-R5000_V2 SYSTEM V2.00.446
 Humidity: 65.0%
 Test Distance: 26.000m [K=0.4548]
 Remarks:

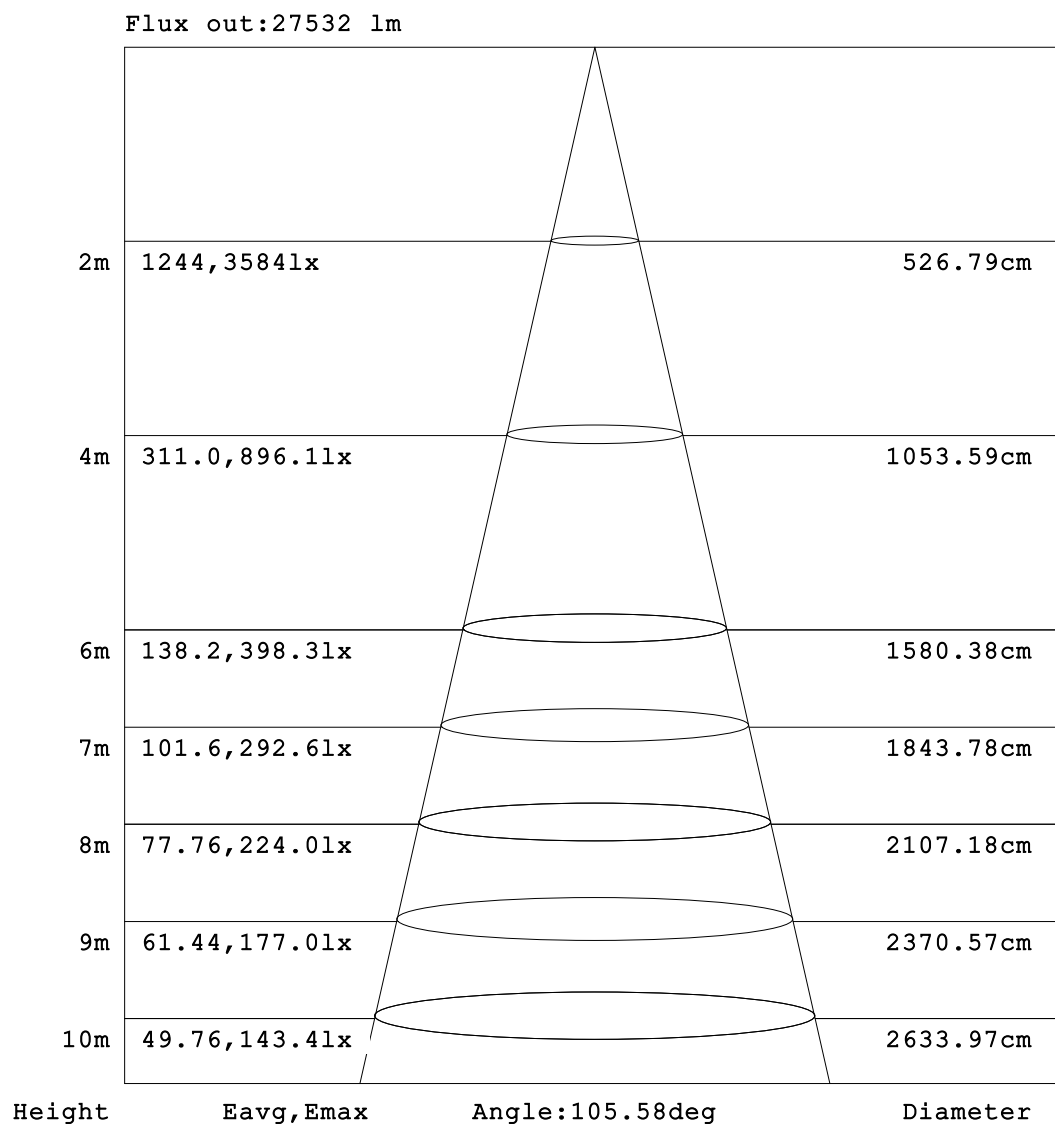
ISOCANDELA DIAGRAM



C Range: 0 - 360DEG
C Interval: 15.0DEG
Test Speed: HIGH
Temperature: 25.3°C
Operators: LYJ
Test Date: 2022-08-17

γ Range: 0 - 90DEG
 γ Interval: 0.5DEG
Test System: EVERFINE GO-R5000_V2 SYSTEM V2.00.446
Humidity: 65.0%
Test Distance: 26.000m [K=0.4548]
Remarks:

AAI Figure



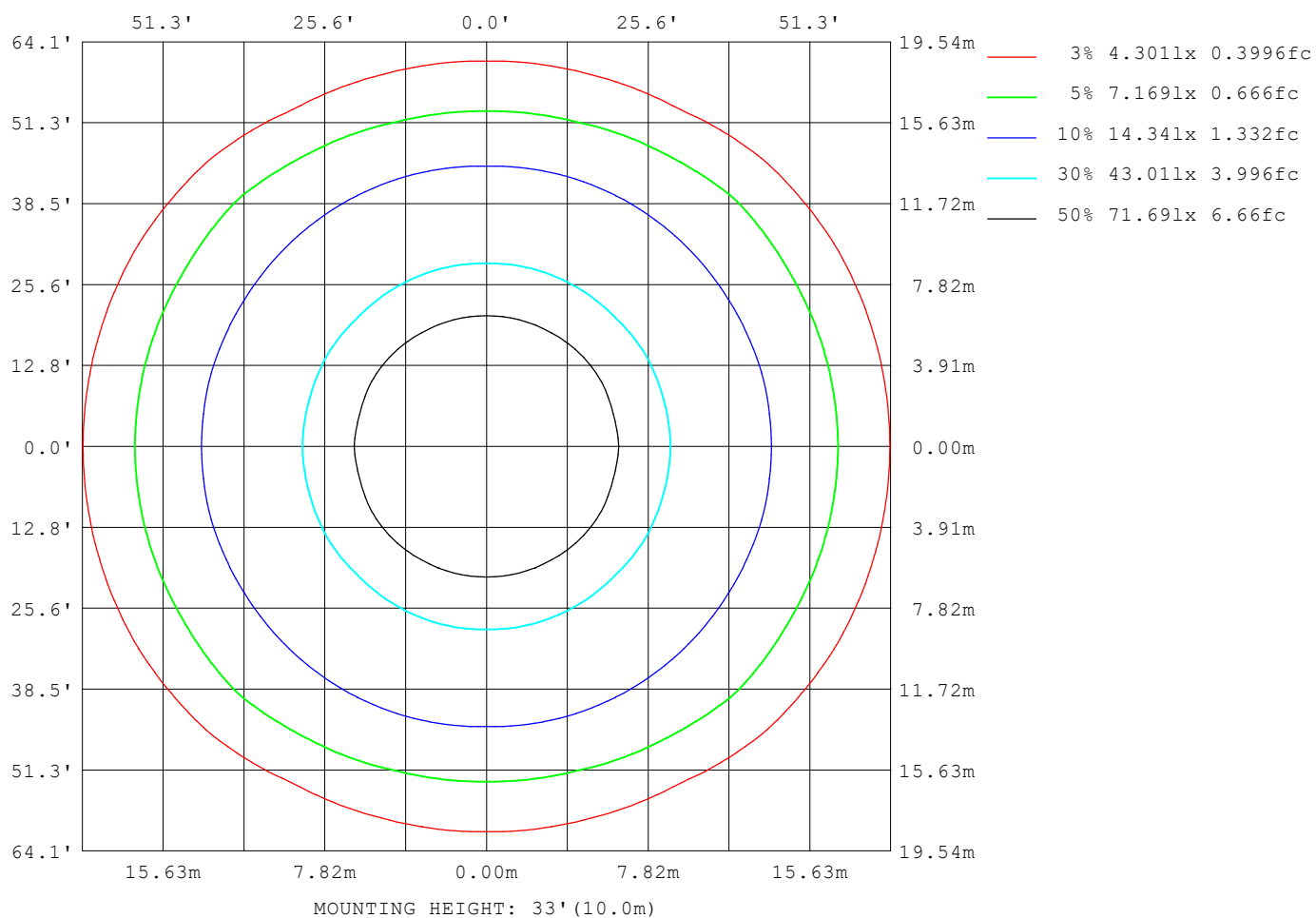
Note: The Curves indicate the illuminated area and the average illumination when the luminaire is at different distance.

C Range: 0 - 360DEG
C Interval: 15.0DEG
Test Speed: HIGH
Temperature: 25.3°C
Operators: LYJ
Test Date: 2022-08-17

γ Range: 0 - 90DEG
γ Interval: 0.5DEG
Test System: EVERFINE GO-R5000_V2 SYSTEM V2.00.446
Humidity: 65.0%
Test Distance: 26.000m [K=0.4548]
Remarks:

EVERFINE GONIOPHOTOMETERS SYSTEM TEST REPORT

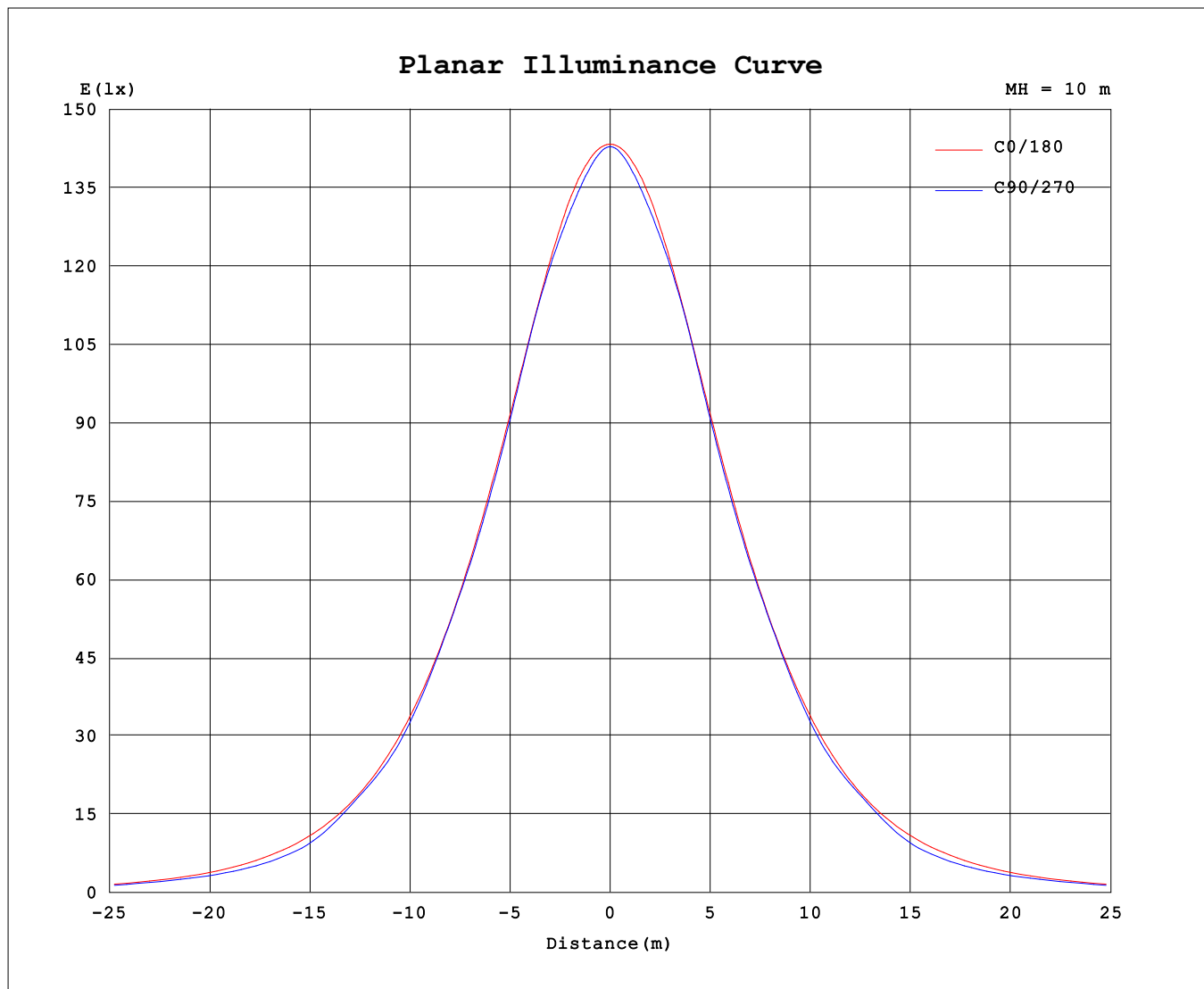
ISOLUX DIAGRAM



C Range: 0 - 360DEG
C Interval: 15.0DEG
Test Speed: HIGH
Temperature: 25.3°C
Operators: LYJ
Test Date: 2022-08-17

γ Range: 0 - 90DEG
γ Interval: 0.5DEG
Test System: EVERFINE GO-R5000_V2 SYSTEM V2.00.446
Humidity: 65.0%
Test Distance: 26.000m [K=0.4548]
Remarks:

Planar Illuminance Curve



C Range: 0 - 360DEG
C Interval: 15.0DEG
Test Speed: HIGH
Temperature: 25.3°C
Operators: LYJ
Test Date: 2022-08-17

γ Range: 0 - 90DEG
 γ Interval: 0.5DEG
Test System: EVERFINE GO-R5000_V2 SYSTEM V2.00.446
Humidity: 65.0%
Test Distance: 26.000m [K=0.4548]
Remarks:

UNIT: X10cd

C Range: 0 - 360DEG	γ Range: 0 - 90DEG
C Interval: 15.0DEG	γ Interval: 0.5DEG
Test Speed: HIGH	Test System: EVERFINE GO-R5000_V2 SYSTEM V2.00.446
Temperature: 25.3℃	Humidity: 65.0%
Operators: LYJ	Test Distance: 26.000m [K=0.4548]
Test Date: 2022-08-17	Remarks:

```

γ Range: 0 - 90DEG
γ Interval: 0.5DEG
Test System:EVERFINE GO-R5000_V2 SYSTEM V2.00.446
Humidity:65.0%
Test Distance:26.000m [K=0.4548]
Remarks:

```

UNIT: X10cd

C Range: 0 - 360DEG	γ Range: 0 - 90DEG
C Interval: 15.0DEG	γ Interval: 0.5DEG
Test Speed: HIGH	Test System: EVERFINE GO-R5000_V2 SYSTEM V2.00.446
Temperature: 25.3℃	Humidity: 65.0%
Operators: LYJ	Test Distance: 26.000m [K=0.4548]
Test Date: 2022-08-17	Remarks: